




## T320 Compact Track Loader



When there's no such thing as too much power, start up the Bobcat T320 compact track loader! Tough grading, heavy pushing and high-flow attachment applications are no sweat for the T320's impressive 92 horsepower engine.

## Specifications

### Loader

Rated Operating Capacity (ROC) (35% of Tipping Load)	3100 lb. (1452 kg)
ROC at 50% of Tipping Load	4604 lb. (2089 kg)
Tipping Load	9208 lb. (4177 kg)
ROC w/ opt Roller Suspension	2800 lb. (1270 kg)
Lift Height to Bucket Pin	10 ft. 9 in. (3.3 m)
Lift Arm Path	Vertical

### Size and Speed

Operating Weight	9702 lb. (4401 kg)
Width with bucket	80 in. (2032 mm)
Cab Height	80.9 in. (2055 mm)
Travel Speed	6.6 mph (10.6 km/hr.)

### Engine

Engine	Tier II Compliant
Horsepower	92
Type	Turbo Diesel
Fuel Tank Capacity	30 gal (114 L)
Dual Path Cooling System	Std
Machine Shutdown Protection Feature	Std
Bobcat SmartFAN™	Std
Horsepower Management	—

### Tracks / Undercarriage

Grease Cylinder Track Tensioning	Std
Triple-Flange™ Rollers (per side)	5
Length of Track on Ground	63.7 in. (1618 mm)
Track Width - Standard	17.7 in. (450 mm)
Ground Pressure (w/ std tracks)	4.2 psi
Track Width - Optional	12.6 in. (320 mm)
Ground Pressure (w/ opt tracks)	5.8 psi
Roller Suspension	Opt

### Control Options

Bobcat Std (foot pedals / steering levers)	Std
Advanced Control System (ACS)	Opt
Selectable Joystick Controls (SJC)	Opt

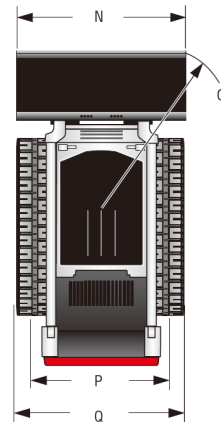
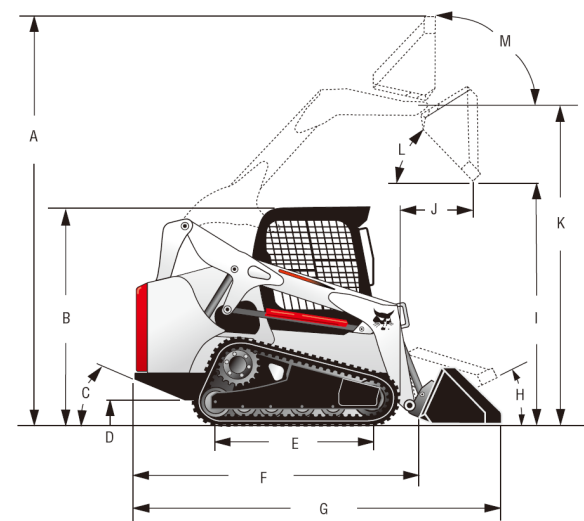
### Machine Features

Operating Lights	Std
Bobcat Interlock Control System (BICS)	Std
ROPS / FOPS Approved Cab Structure	Std
Suspension Seat	Std
Cab with Heat	Opt
Cab with Heat & Air Conditioning	Opt
Sound Reduction Package	Opt
Deluxe Instrumentation	Opt
Back-up Alarm & Horn	Opt
Keyless Start System	Opt
Hydraulic Bucket Positioning	Opt
Ride Control	Opt

### Features For Attachments

Bob-Tach™ Mounting System	Std
Power Bob-Tach™	Opt
Hydraulic Standard Flow	21.2 gpm (80 L/min.)
Hydraulic High Flow (optional)	37.0 gpm (140 L/min.)
Hydraulic Pressure (standard)	3300 psi
Hydraulic Pressure (high flow)	3670 psi
Pressure Release Hyd Quick Couplers	Std
Fingertip Auxiliary Control	Std
Attachment Control Kit	Opt
Speed Management	—

## Dimensions:



A:	4138 mm
B:	2055 mm
C:	34 Deg
D:	221 mm
E:	1618 mm
F:	2908 mm
G:	3630 mm
H:	32 Deg
I:	2576 mm
J:	927 mm
K:	3261 mm
L:	40 Deg
M:	98 Deg
N:	2032 mm
O:	2139 mm
P:	1532 mm
Q:	1981 mm

